





**A.N. BOITIER**  
**Evaluation of Instruction Program Report**  
 22S: ECON 102 DIS 1F: MACRO ECON THEORY  
 No. of responses = 10  
 Enrollment = 30  
 Response Rate = 33.33%

1. Background Information:


1.1) Year in School:




1.2) UCLA GPA:



1.3) Expected Grade:

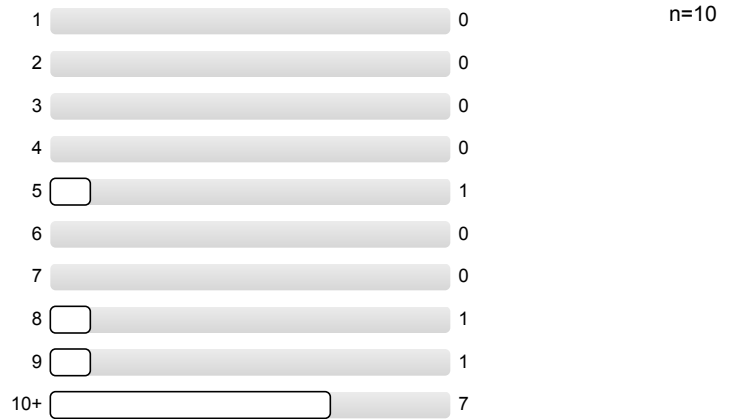


1.4) What requirements does this course fulfill?




2. Preliminary Questions:


2.1) Approximately how many times did you attend the assigned section?



2.2) If you primarily attended a section that is not assigned to you, what was your primary reason for doing so?

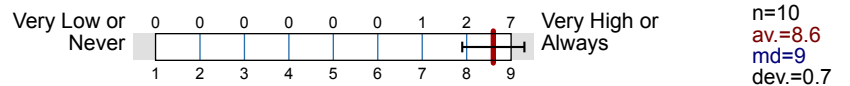


2.3) You saw the TA of the assigned section attending lectures.

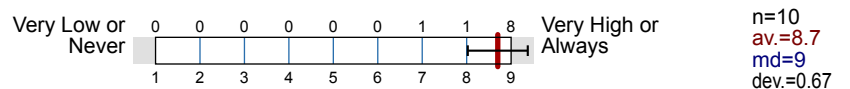


3. To What Extent Do You Feel That:

3.1) Teaching Assistant Knowledge - The T.A. was knowledgeable about the material.



3.2) Teaching Assistant Concern - The T.A. was concerned about student learning.

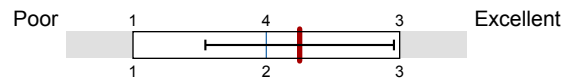


3.3)	Organization - Section presentations were well prepared and organized.	Very Low or Never		Very High or Always	n=10 av.=8.5 md=9 dev.=0.71
3.4)	Scope - The teaching assistant expanded on course ideas.	Very Low or Never		Very High or Always	n=10 av.=8.1 md=8.5 dev.=1.1
3.5)	Interaction - Students felt welcome in seeking help in or outside of the class.	Very Low or Never		Very High or Always	n=10 av.=8.5 md=9 dev.=0.71
3.6)	Communication Skills - The teaching assistant had good communication skills.	Very Low or Never		Very High or Always	n=10 av.=8.7 md=9 dev.=0.48
3.7)	Value - The overall value of the sections justified your time and effort.	Very Low or Never		Very High or Always	n=10 av.=8.6 md=9 dev.=0.7
3.8)	Overall - What is your overall rating of the teaching assistant?	Very Low or Never		Very High or Always	n=10 av.=8.6 md=9 dev.=0.52

4. Your View of Section Characteristics:

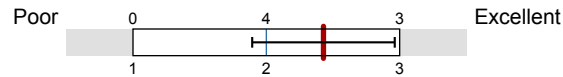
4.1)	Difficulty (relative to other courses)	Low		High	n=10 av.=2.6 md=3 dev.=0.52
4.2)	Workload/pace was	Too Slow		Too Much	n=10 av.=2.3 md=2 dev.=0.48
4.3)	Integration of section with course was	Poor		Excellent	n=10 av.=2.8 md=3 dev.=0.42
4.4)	Texts, required readings	Poor		Excellent	n=7 av.=2.71 md=3 dev.=0.49 ab.=3

## 4.5) Homework assignments



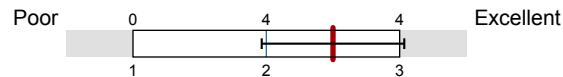
n=8  
 av.=2.25  
 md=2  
 dev.=0.71  
 ab.=2

## 4.6) Graded materials, examinations



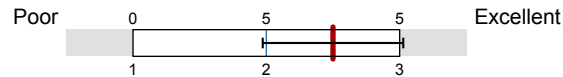
n=7  
 av.=2.43  
 md=2  
 dev.=0.53  
 ab.=3

## 4.7) Lecture presentations



n=8  
 av.=2.5  
 md=2.5  
 dev.=0.53  
 ab.=2

## 4.8) Class discussions



n=10  
 av.=2.5  
 md=2.5  
 dev.=0.53

## 5. Comments:

5.1) Please identify what you perceive to be the real strengths and weaknesses of this teaching assistant and course.

- Attending TA sections was necessary for success in the course, and Alvaro did an excellent job at helping students do well. The discussion section included material that was well suited for having the tools necessary for the homework assignments and test. Alvaro expanded on course content gradually and always took time to ensure that students understood the material. Alvaro's discussion handouts were useful in having key ideas for exams. Alvaro was approachable in office hours and had an answer for everything. He also was quick to respond to emails when questions arose.
- He explains everything in a way that is MUCH easier to understand than when the professor does. His TA sessions are one of the only reasons I was understanding anything in that class.
- He should've just done the math at the last TA session, but he's great at explaining things.
- He tried to explain ideas from what was taught during class but honestly with the class being such a mess, we were pretty lost - through no fault of his own. Being unable to help us on the very difficult homework was also irritating. I will say that this was the only class where I consistently saw all the TAs show up to lecture.
- I loved having Alvaro as a TA! He was very clear in explaining the content in sections and ensuring we understood what was important to know for the main lecture. Occasionally, when coming to office hours for help with homework, there wasn't a lot of help offered (he was very accomodating, but had to answer most content questions with "I can't tell you" for the sake of not giving the answer away... which I understand, but this is unhelpful when I have no idea what I'm doing). Overall, though, I'm very happy to have had this section as a resource and I often learned more here than I did in the main part of the course. Thank you Alvaro!
- Made it very easy to ask questions and was very approachable for any problems or concepts to clarify
- Mr. Boitier really helped by elaborating on what we went over in lecture and giving examples which helped to strengthen my learning.

# Profile

Subunit: **ECON**  
 Name of the instructor: **A.N. BOITIER**  
 Name of the course: **22S: ECON 102 DIS 1F: MACRO ECON THEORY**  
 (Name of the survey)

Values used in the profile line: Mean

### 3. To What Extent Do You Feel That:

3.1) Teaching Assistant Knowledge - The T.A. was knowledgeable about the material.	Very Low or Never										Very High or Always	n=10	av.=8.60
3.2) Teaching Assistant Concern - The T.A. was concerned about student learning.	Very Low or Never										Very High or Always	n=10	av.=8.70
3.3) Organization - Section presentations were well prepared and organized.	Very Low or Never										Very High or Always	n=10	av.=8.50
3.4) Scope - The teaching assistant expanded on course ideas.	Very Low or Never										Very High or Always	n=10	av.=8.10
3.5) Interaction - Students felt welcome in seeking help in or outside of the class.	Very Low or Never										Very High or Always	n=10	av.=8.50
3.6) Communication Skills - The teaching assistant had good communication skills.	Very Low or Never										Very High or Always	n=10	av.=8.70
3.7) Value - The overall value of the sections justified your time and effort.	Very Low or Never										Very High or Always	n=10	av.=8.60
3.8) Overall - What is your overall rating of the teaching assistant?	Very Low or Never										Very High or Always	n=10	av.=8.60

### 4. Your View of Section Characteristics:

4.1) Difficulty (relative to other courses)	Low										High	n=10	av.=2.60
4.2) Workload/pace was	Too Slow										Too Much	n=10	av.=2.30
4.3) Integration of section with course was	Poor										Excellent	n=10	av.=2.80
4.4) Texts, required readings	Poor										Excellent	n=7	av.=2.71
4.5) Homework assignments	Poor										Excellent	n=8	av.=2.25
4.6) Graded materials, examinations	Poor										Excellent	n=7	av.=2.43
4.7) Lecture presentations	Poor										Excellent	n=8	av.=2.50
4.8) Class discussions	Poor										Excellent	n=10	av.=2.50